




Product Type: **Velvet Collection**
 Product Code: **E044280**
 Product Name: **Temptation Velvet**

Description: Soffione a incasso
Built-in Head Shower











Dimensions: 500x500 mm
 Material: Acciaio | Stainless Steel



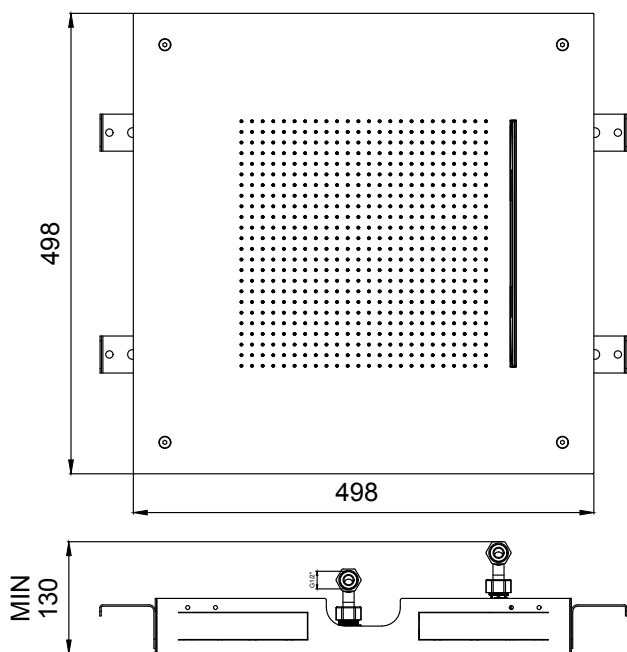
Notes: connessioni | *connections* **G1/2" / NPT**
telaio incasso e kit di connessione inclusi | *built-in frame and connection kit included*
completamente ispezionabile | *completely inspectionable*
 include kit fissaggio **security fix** per soffioni pesanti | *includes security fix kit for heavy shower heads*

Functions:  2 Way |  Velvet Rain |  XL Waterfall

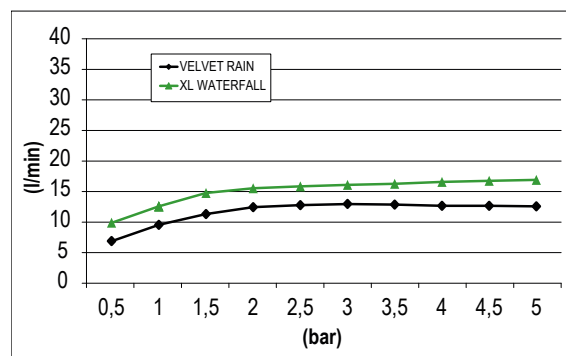
Finishes: **Stainless Steel** | **Matt Colours** | **PVD Polished** | **PVD Brushed**

| | | | | | | | | | |
|-----------------------------------------------------------------------------------|-----------------------------------------------------------------------------------|-----------------------------------------------------------------------------------|-----------------------------------------------------------------------------------|-----------------------------------------------------------------------------------|-----------------------------------------------------------------------------------|------------------------------------------------------------------------------------|-------------------------------------------------------------------------------------|-------------------------------------------------------------------------------------|-------------------------------------------------------------------------------------|
|  |  |  |  |  |  |  |  |  |  |
| Mirror MS | Brushed BS | Matt Black MB | Matt White WM | Gold GO | Deep Black DB | High Brass HB | Copper CO | Gun Metal GM | Absolute Black AB |

DIMENSIONS



FLOWRATE



MIN: 1 bar | MAX: 5 bar | BEST: 3 bar

PRODUCT CARE

To avoid damages to the purchased equipment, please observe the following recommendations for use:

- Clean the plumbing before connecting the device.
- Periodically clean the water blade to avoid any limestone deposits that could compromise the good functioning.

Advice: The installation of a filter and water-softener system improves and extends the life of the devices and of the plant itself.

CLEANING OF METAL PARTS:

For an easy cleaning of the metal parts of the product, simply use a soft cloth moistened in water and soap or an anti-limestone detergent.

To avoid spots caused by calcium in water, we advise drying with a cloth after each use.

Advice: Please use only natural soap-based detergents avoiding those with alcohol, hydrochloric acid or phosphoric acid, bleach, chlorine etc. and those containing abrasive powders.

PACKING



1 pcs
