

Product Type: **Built-In Head Shower**  
Product Code: **E044260**  
Product Name: **Temptation Dual Flow**

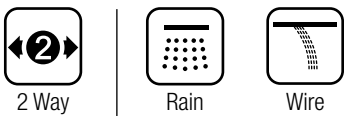
Description: *Soffione a incasso*  
*Built-in Head Shower*

Dimensions: 500x500 mm  
Material: Stainless Steel



Note:  
Notes:

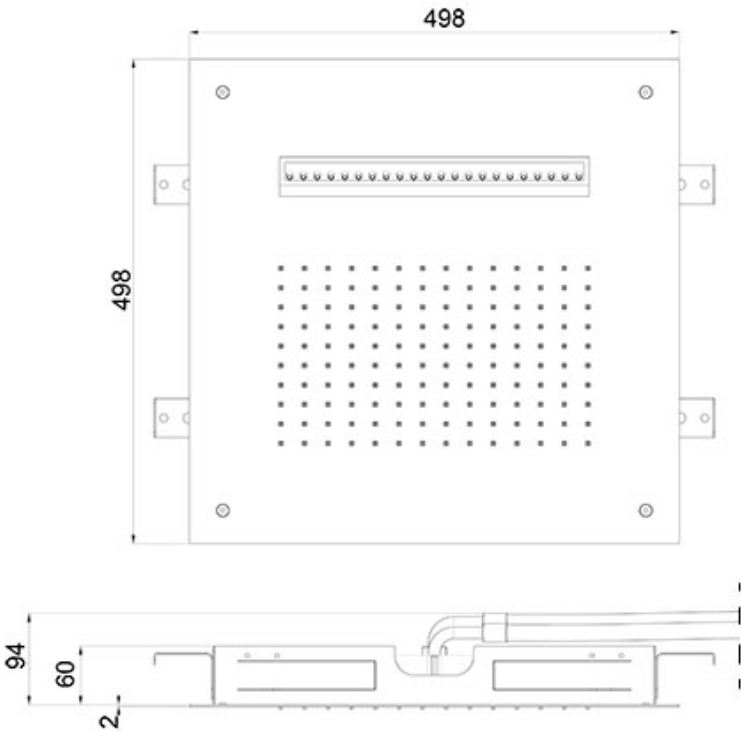
Functions:



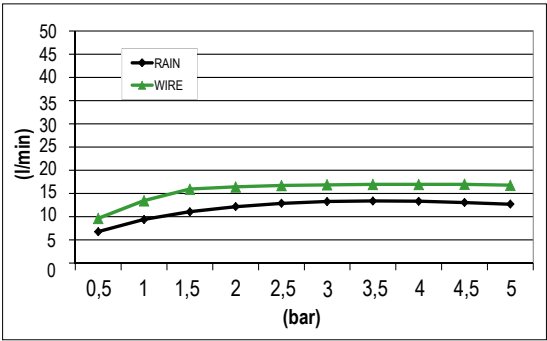
Finishes:



DIMENSIONS



FLOWRATE



## PRODUCT CARE

To avoid damages to the purchased equipment, please observe the following recommendations for use:

- Clean the plumbing before connecting the device.
- Periodically clean the water blade to avoid any limestone deposits that could compromise the good functioning.

Advice: The installation of a filter and water-softener system improves and extends the life of the devices and of the plant itself.

### CLEANING OF METAL PARTS:

For an easy cleaning of the metal parts of the product, simply use a soft cloth moistened in water and soap or an anti-limestone detergent.

To avoid spots caused by calcium in water, we advise drying with a cloth after each use.

Advice: Please use only natural soap-based detergents avoiding those with alcohol, hydrochloric acid or phosphoric acid, bleach, chlorine etc. and those containing abrasive powders.

---

## CERTIFICATIONS



---

## PACKING



1 pcs